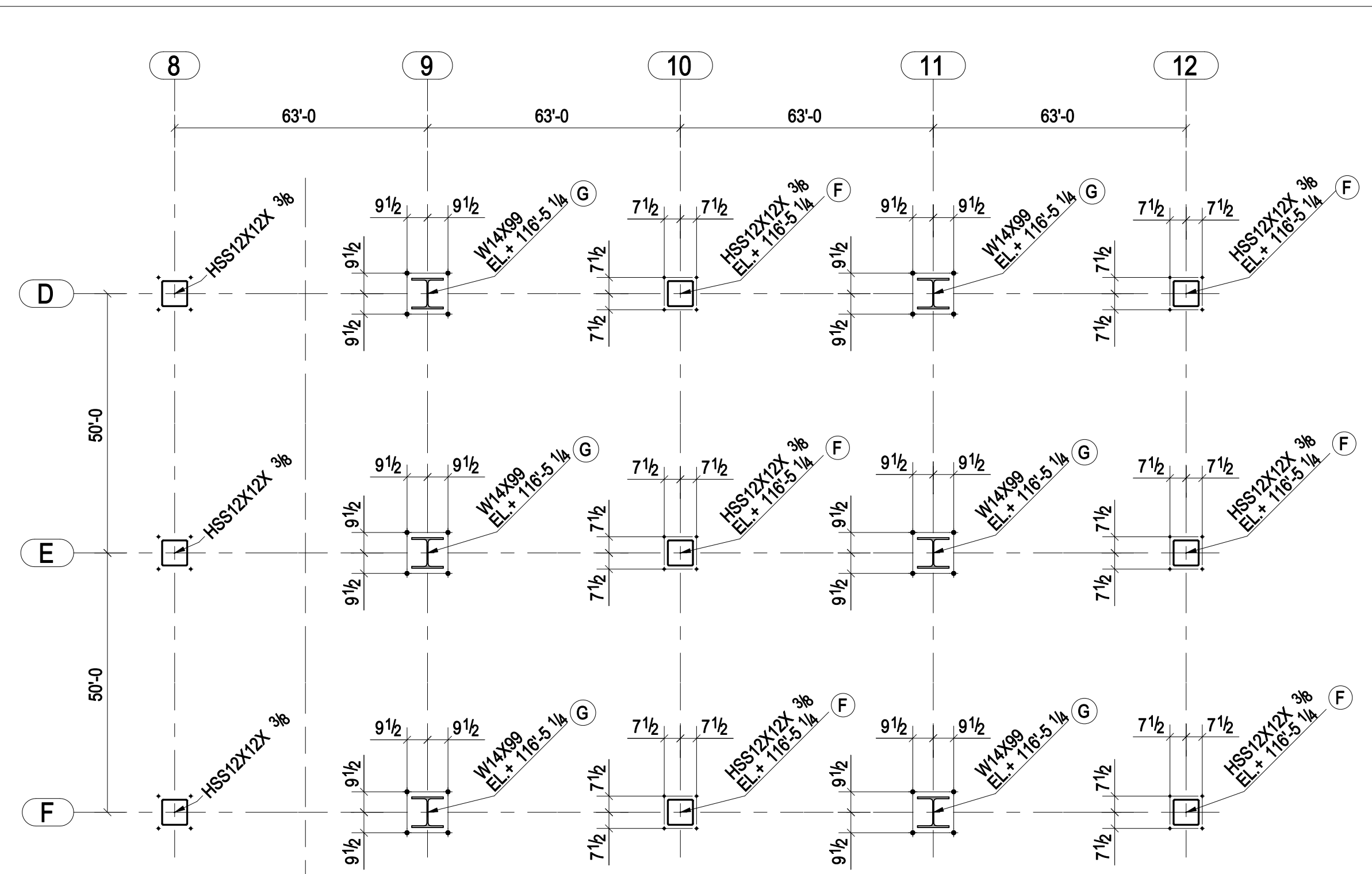
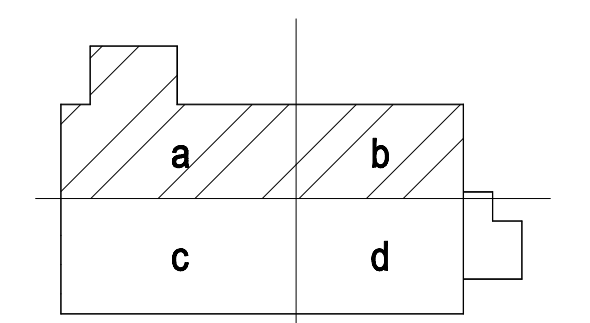

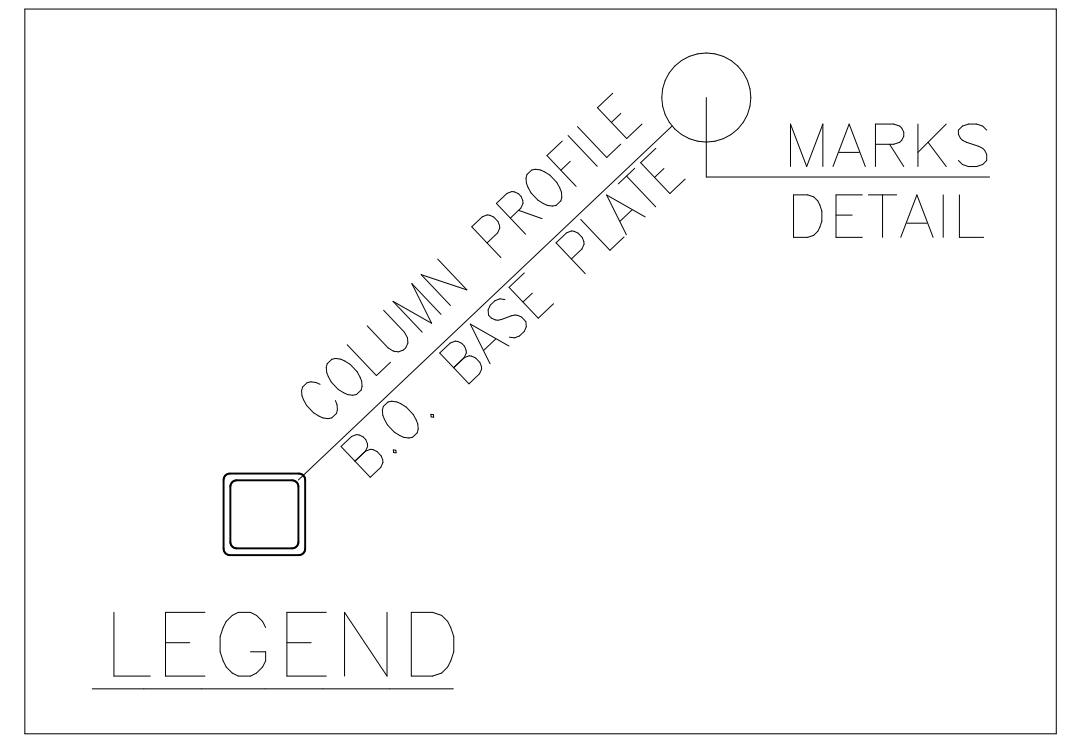


ANCHOR BOLT LAYOUT PLAN @ PART 'A'
(REF-S101a)



ANCHOR BOLT LAYOUT PLAN @ PART 'B'
(REF-S101b)



KEY PLAN

FOR FIELD							SHOP DRAWING DISCLAIMER	
PRINT RECORD							ALL INFORMATION PROVIDED ON THESE DRAWINGS WAS PREPARED IN ACCORDANCE TO THE CONTRACT DOCUMENTS AND THE SPECIFICATIONS. ALL DIMENSIONS SHOWN ARE DUE TO LACK OF INFORMATION PROVIDED BY THE CONTRACT DOCUMENTS OR SPECIFICATIONS, BUT PREPARED WITH ALL THE INFORMATION AVAILABLE TO US. WE DO NOT HAVE THESE DIMENSIONS VERIFIED BY THE GENERAL CONTRACTOR, ARCHITECT, & ENGINEER. BEFORE WE CAN START FABRICATING ANY MATERIAL, PLEASE RESPOND WITH THIS INFORMATION BY MARKING UP OUR SHOP DRAWINGS.	
DATE	APP.	SHOP	FIELD	DIST.	COORD.	F.C.	OFFICE	
MATERIAL: A36 UNO		HOLE SIZE: 13/16" Ø UNO		BOLT GRADE: A325-N UNO		MINIMUM WELD: 3/16"		ELECTRODE: E-70XX
TALLEY METAL PRODUCTS, INC.								
16020 BUSINESS PARKWAY HUYETT BUSINESS PARK, MD, RT. 63 HAGERSTOWN, MARYLAND 21740 PHONE: 301-791-2500 FAX: 301-791-2540								
ARCH:							JOB NAME & LOCATION:	
ENGR:								
CONTR.:								
REF:							JOB:	
DRAWN BY: RN			CHECKED BY: RKB			SHEET:		
SHEET TITLE: ANCHOR BOLT LAYOUT PLAN @ PART 'A' & 'B'							AB1	
MODIFIED DATE:			LAST PLOT DATE:			CAD FILE NAME: 1		